

# Radford Data

# Population Data

Population Overview	
Total Population	16,379
Total Population Under 18	1,944
Total Population under 6	634
Total Enrolled K12 Population	3,333

Source: ACS 2018-2022; VODE Fall Enrollment 2024

Population by Race	
% White (total population)	82.6%
% Black/African-American (total population)	9.0%
% American Indian or Alaska Native (total population)	0.3%
% Asian (total population)	2.3%
% NHOPI (total population)	0.0%
% Hispanic/Latino (total population)	3.5%

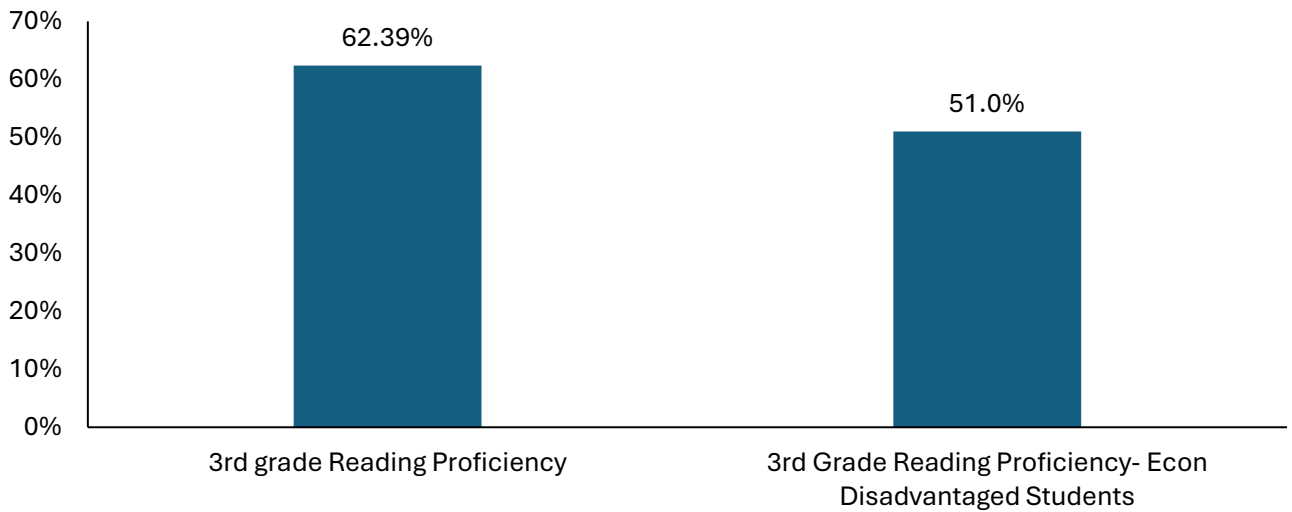
Source: ACS 2018-2022

# Population Data

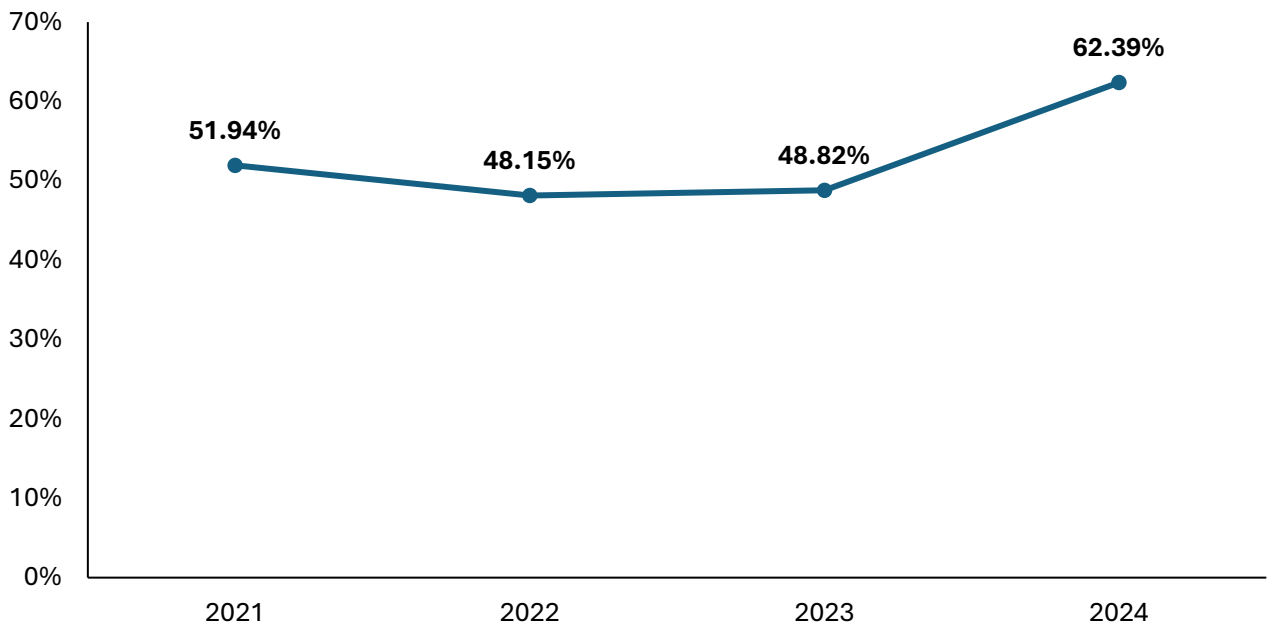
Income and Workforce Data	
Median Household Income	\$51,039
Poverty Rate	31.0%
ALICE Population* (Asset-Limited, Income Constrained, Employed: living paycheck to paycheck, not qualifying for assistance)	27.0%
Unemployment Rate	3.7%
Labor Force Participation Rate	59.0%
Maternal Employment Rate	66.70%

# Youth Education Data

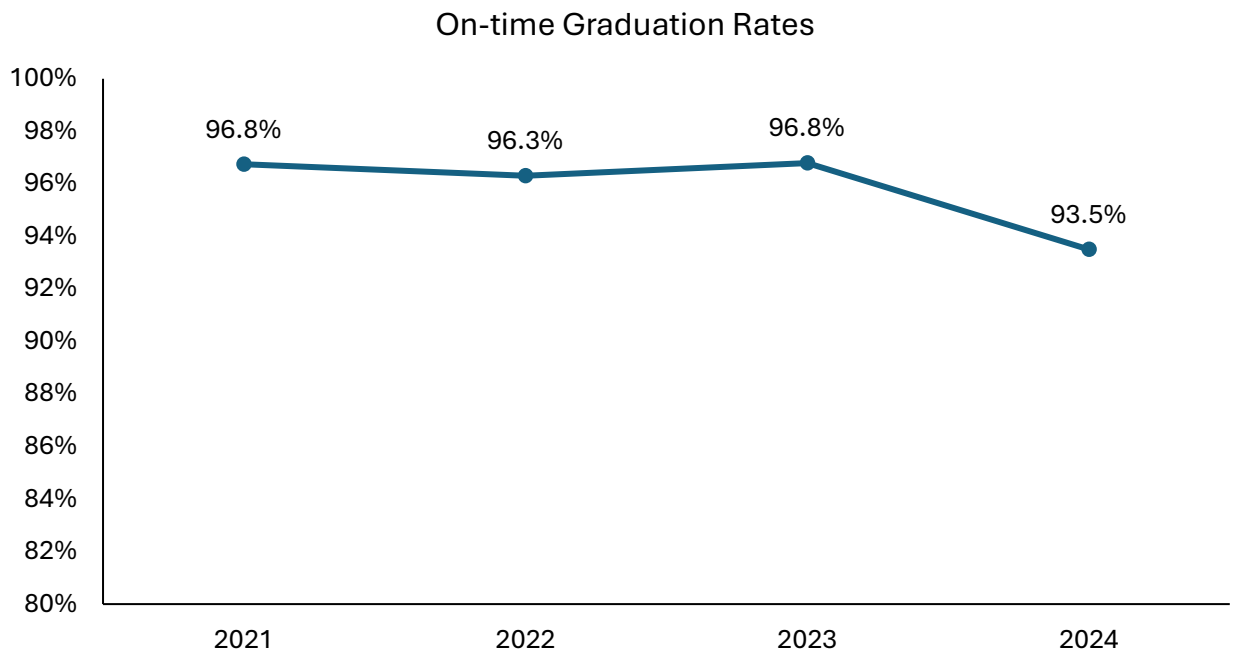
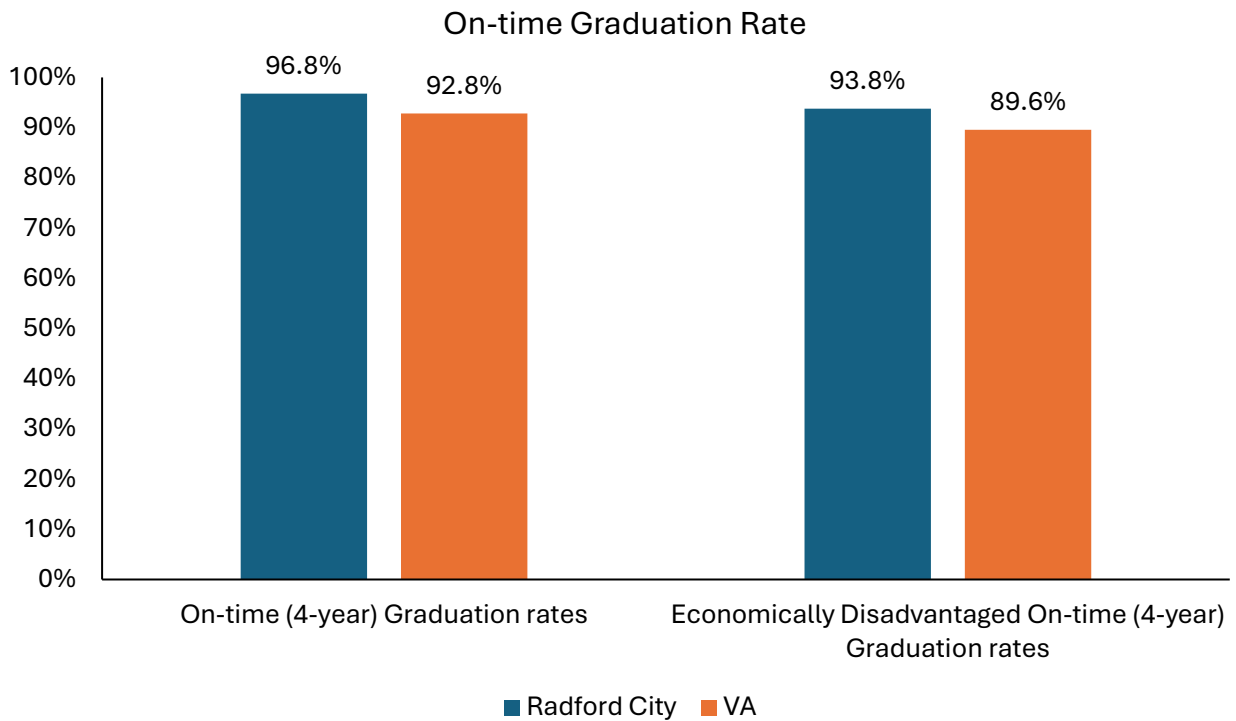
## 3rd Grade Reading Proficiency



## 3rd Grade Reading (Pass Proficiency Rate)

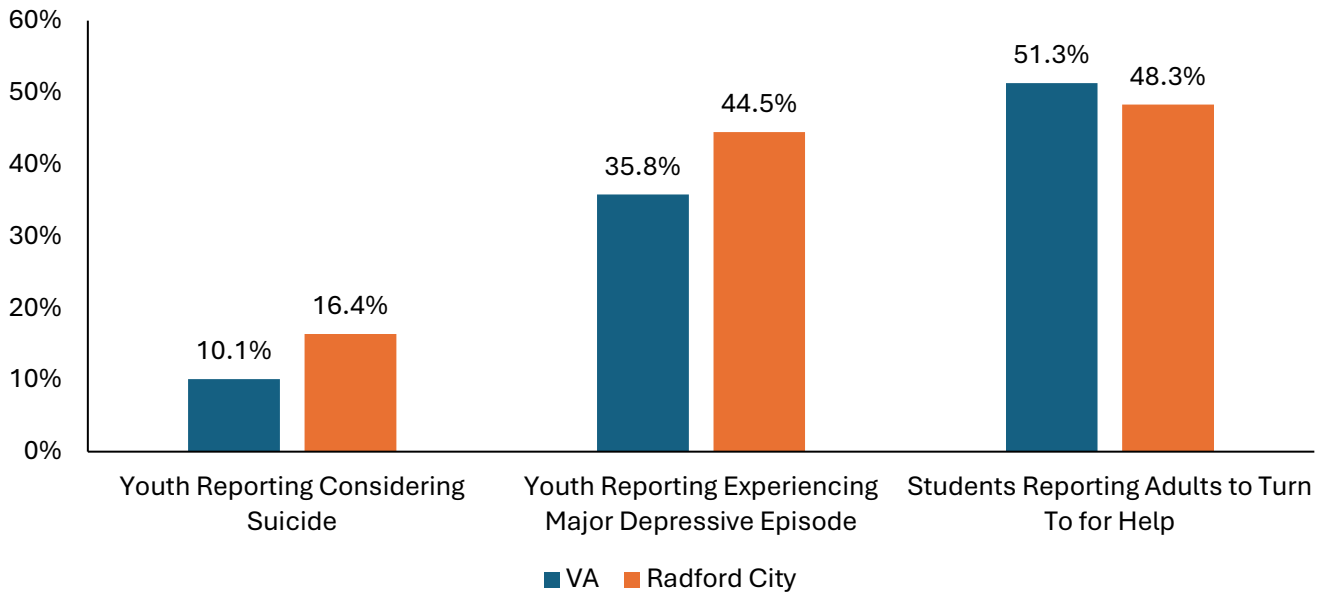


# Youth Education Data

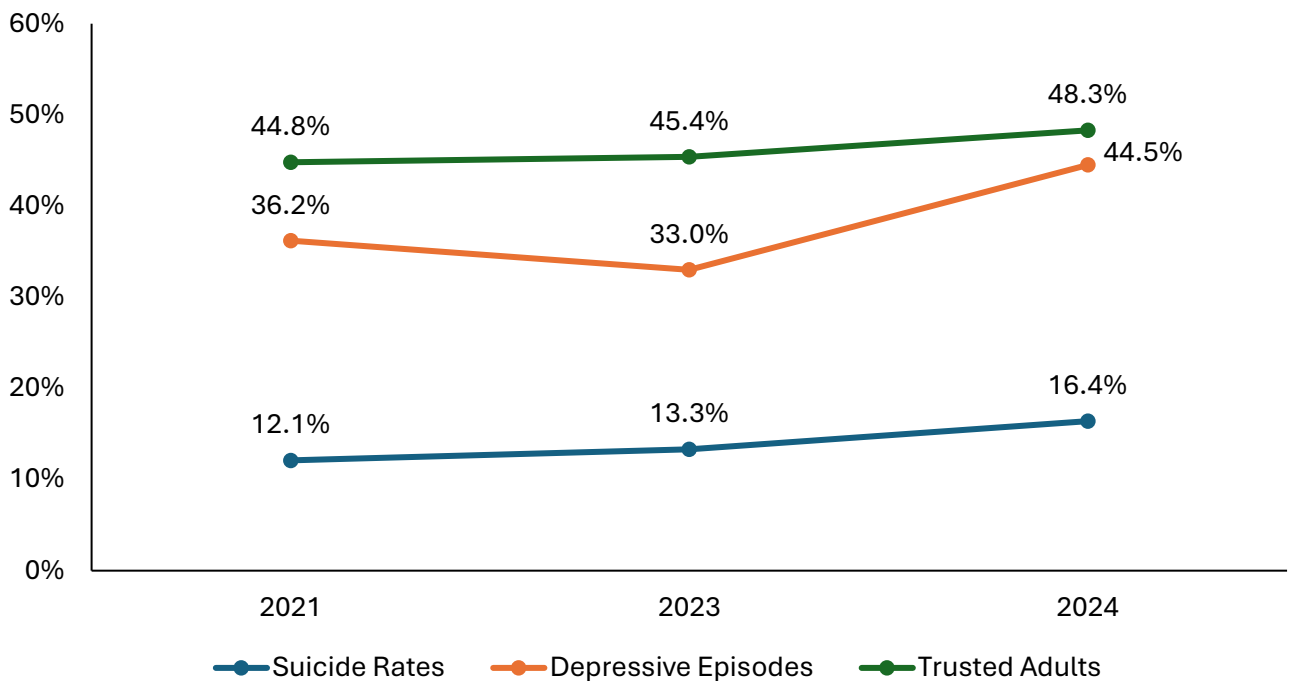


# Youth Mental Health Data

VA DCJS School Climate Survey: Mental Health Qs



VA DCJS School Climate Survey: Mental Health Qs



# Other Youth Data

Youth (age 18-19) Not Enrolled in School, Not Employed	
	%
Females	1.9%
Males	0%

Youth (age 18-19) Employed	
	%
Employed Youth	44.5%

Youth (age 18-19) Employed & in School	
	%
Youth Employed & in School	39.4%

Youth Eligible for Free/Reduced Lunch (%)	
Belle Heth	72.4%
McCarg	91.9%
Radford High	39%

# Health

## Access to Care: Providers per 100,000 Population

Dental Care Providers	78 (per 100k)
Mental Health Providers	245 (per 100k)
Primary Care Providers	55 (per 100k)

Source: US Department of Health & Human Services (2021-2023)

## Food Environment Index

*Ranges from 0-10 (0= worst, 10= best)*

Radford FEI	6.1
-------------	-----

Source: US Department of Agriculture Food Environment Atlas 2022

## Drug Overdose Deaths (Adult)

*Includes accidental and intentional, per 100,000 population*

Radford	27
---------	----

Source: Centers for Disease Control and Prevention, 2022

# Health

## Adults (% , 18-64) without Health Insurance

*For 24141 ZIP Code*

Radford

7.8%

## Adults Binge Drinking

*% of Adults 18+ reporting engaging in Binge Drinking at some point*

Radford

17.2%

## Adults Cigarette Smokers

*% of Adults 18+ reporting engaging in cigarette smoking*

Radford

17.8%